

" "

" " " " " "

2019 4 15

"

"

" 2019 7 17

" " 2019 8 26

"

" " 2019 9 6

1 "

11		0.30	0.01%		
12		0.10	0.00%		

1

11

1

1963

1988	1995		
1996	2005		

2014 10		
2016 5		
2019 3		

3

1960

1999 3	2009 3		
2001 1	2011 1		

2010 1

2015 2



	/					
1		400.00	7.62%	1.7	2011 1	2011 1
2		400.00	7.62%			
3		160.00	3.05%			
4		88.10	1.68%			
5		80.00	1.52%			
6		69.00	1.31%	5.2	2015 10	2015 10
7		68.00	1.30%	1	2008 8	2008 8
8		1.00	0.02%	38.88	45	

1	2016				
---	------	--	--	--	--

2005 10

2008 8 321.6

2011 3

¢

	45.83%				"
	27.50%	2001	11	13	
	26.67%				

	2016	6,531.71	30.31%	197.06	3.99%
	2019 1-6	974.80	5.66%	57.27	1.67%
	2018	2,024.99	6.21%	82.71	1.28%
	2017	1,994.34	7.22%	66.84	1.58%

			-	-	0.76	2.64
			-	-	0.76	2.64
			-	-	10.13	83.71
			1.00	-	21.35	-
			1.00	-	31.48	83.71

2

		1,500	2014 9 19	2016 9 18		
		500	2014 10 31	2016 10 30		

2

3

1

2014 9 19

1,500

"

"

2

" 2014 10 31

500

"

3

2016 9 27

3,000

4

2018 12 13

9

1930007-001

1,000

5 "

"

2006 2 21

100

"

"

6 "

"

5%

			100.00%		
			10.00%		
			7.50%		

"

"

"

"

"

"

7 "

"

Miguel Ronceros 2019 2 11


Weir Minerals Australia Ltd. WHW Group Inc.

"


"

	PI 4877	Weir Minerals Australia Ltd.	2024.6.11
	PI 5113	WHW Group Inc.	2025.3.29

1



2



5%

4

86.92

0.09%

4

Miguel Ronceros

4

8 "

"

1

2019 9 4

"

(

)"

2

1

2016 7 13

02391869

913611007814526310

GB/T 18241.3-2000	3
GB 18241.4-2006	4
GB/T 3216-2005	1 2
GB/T 29529-2013	
JB/T 8096-2013	
JB/T 9035-2015	

Q/NPGF005-2016		2019 10 26

GB/T 228.1-2010	1
GB/T229-2007	
GB/T 223	
GB/T 230	
GB/T 6414-1999	
GB/T 11345-89	
JB/T 5926-2005	
JG/T 5082.1	
GB/T 533-2008	
GB/T 1689-1998	
GB/T 3512-1983	
GB/T 531-1999	
JB/T 8687-2013	
HG/T 2198-1991	

ISO9001

2018 2

ISO9001: 2015

2019 1 15

2016 1 1


2019 7 15

2019 1 1

CE

(此页无正文,为《北京市康达律师事务所关于ST广信重大资产重组材料真实性

的承诺函)



二〇二〇年 七月 九日