

1

2

3

4

2023

5

/ / /

AUSTRALIA NAIPU MINING MACHINERY PTY LTD

NAIPU MINING MACHINERY MONGOLIA LLC

NAIPU PERU MINERIA MAQUINARIA S. A. C

NATIONAL MINING MACHINERY LLC

			300818
			NAIPU MINING MACHINERY CO.,LTD.
			NAIPU MINING
			318
			334100
			52 2022 1 18 2023 12
			318
			318
			334100
			http://www.naipu.com.cn
			dongban@naipu.com.cn

	318	318
	0793-8457210	0793-8457210
	0793-8461088	0793-8461088
	dongban@naipu.com.cn	dongban@naipu.com.cn

	http://www.szse.cn
	http://www.cninfo.com.cn

	16 7 12

	558	N1 9	2020 2 12 2023 9 8
	1088	13	2023 9 9 2023 12 31

	937,758,505.44	748,526,118.81	748,526,118.81	25.28%	1,053,025,264.83

6

/	0.7725	1.9502	1.3002	-40.59%	2.650	1.7667
	6.20%	11.38%	11.38%	-5.18%	19.22%	19.22%
	2,356,977.00	2,096,608.86	2,091,439.91	1.91%	1,910,490.00	1,919,055.839.45
	32,543,877.00	1,259,788.76	1,259,503,000.00	1.00%	1,108,000.00	1,108,518,823.86

2022 12 13

16

2022 31

" 16 "

16 "

" 2023 1 1

16

2022 1 1

16

	0.00
	0.00
/	0.7625

--	--



GB/T 4754-2017 " C35 " "

" C3511

1


2

Ä





Oyu Tolgoi LLC

Erdenet Mining Corporation

Oyu Tolgoi LLC



--	--	--

1

“ ”

2

1

Ä œ(œM ¶

Weir Group AIA

750mm

650mm

838-7

7.32×13m

7.9×14.3m

12.2×11m

7.9×13.6m

#ONEP@a

2023


1.5-3

1/6

8-10

3





2023

2021

" 600

4

"

0

Erdenet Mining Corporation

Oyu Tolgoi LLC

Hm

2023

/

3,274

2024

2025

3,476.42

23.33%

2023

“ ”

	815,632,062.56	86.98%	584,684,823.20	78.11%	39.50%
	122,126,442.88	13.02%	163,841,295.61	21.89%	-25.46%
	542,413,181.70	57.84%	432,519,541.17	57.78%	25.41%
	131,815,891.16	14.06%	70,679,690.73	9.44%	86.50%
	45,654,319.09	4.87%	21,245,664.30	2.84%	114.89%
	95,073,180.02	10.14%	59,148,811.01	7.90%	60.74%
	120,701,261.3	12.87%	163,836,519.96	21.89%	-26.33%
	2,100,672.17	0.22%	1,095,891.64	0.15%	91.69%
	418,674,024.19	44.65%	327,540,703.71	43.76%	27.82%
	519,084,481.25	55.35%	420,985,415.10	56.24%	23.30%
	937,758,505.44	100.00%	748,526,118.81	100.00%	25.28%
	0.00	0.00%	0.00	0.00%	

	815,632,062.56	504,555,621.12	38.14%	39.50%	35.25%	1.94%
	122,126,442.88	91,308,315.02	25.23%	-25.46%	-29.79%	4.61%
	542,413,181.70	305,417,968.12	43.69%	25.41%	13.75%	5.77%
	131,815,891.16	97,214,611.78	26.25%	86.50%	98.74%	-4.54%
	95,073,180.02	72,486,727.47	23.76%	109.74%	81.44%	-8.70%
	45,654,319.09	28,807,653.1	36.90%	114.89%	73.01%	15.27%
	120,701,261.30	91,180,226.72	24.46%	-26.33%	-28.91%	2.75%
	418,674,024.19	291,379,511.22	30.40%	27.82%	26.74%	0.60%
	519,084,481.25	304,484,424.92	41.34%	23.30%	11.45%	6.24%
	937,758,505.44	595,863,936.14	36.46%	25.28%	18.44%	3.67%

1

३०१

	12,347.67	10,847.89	13.83%
	14,568.34	11,496.93	26.72%

3

533,742,566.63

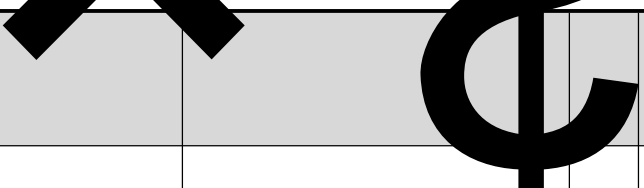
56.92%

0.00%

2	GL	33,183,314.14	7.12%
3	RG	30,032,123.32	6.44%
4	FG	21,098,587.53	4.52%
5	JSH	14,951,068.58	3.21%

	66,536,207.21	49,661,578.71	33.98%
	130,762,691.03		

	20 40%		1. GH3 ZG70CrMo 40% 2. GH6 ZG70CrMo 40% GH3 10-20%	
NZJX	NZJX		NZJX NZJM 20-30% 10% NZJM	
			1. 3-5% 2. 30%-50%	
			1. 50% 2. 30%	
			50%	
	GB/T3216-20051			
			10 6-7 20%	



			2.0-2.5	
			50%-100%	1-2
			5-15%	
				90%

ê ^ õ ŒW@ + P BC&u H u8G ™ 4-GQXžö "

	107	93	15.05%
	12.83%	13.14%	-0.31%
	61	52	17.31%
	11	9	22.22%
30	43	31	38.71%
30~40	42	42	0.00%

	3.72%	3.77%	2.39%
	0.00	0.00	0.00
	0.00%	0.00%	0.00%
	0.00%	0.00%	0.00%

	1,100,961,773.28	756,007,970.53	45.63%
	796,596,197.35	628,071,891.48	26.83%
	304,365,575.93	127,936,079.05	137.90%
	364,241,372.14	755,783,951.98	-51.81%
	498,456,974.20	861,451,103.14	-42.14%
	-134,215,602.06	-105,667,151.16	-27.02%
	105,747,631.67	57,539,769.60	83.78%
	127,435,019.36	41,371,536.14	208.03%
	-21,687,387.69	16,168,233.46	-234.14%
	155,855,356.19	62,307,019.53	150.14%

1

2

3

6

		13,652.17			100%	132.85	10.16%	
		3,398.63			100%	27.35	2.53%	
		2,100.66			100%	139.00	1.56%	

1	2023	12	31	21,997,715.64	4,880.00
				144,665,657.58	271,774.65
1,924,898.31	30,602.05			2,140,777.40	6,511,328.21
		65,097,679.68		126,115,504.00	1,009,046.56
	126,115,504.00			195,446,903.00	405,609.31
		195,446,903.00			


2					2023	12	31
				10,000,000.00			
				10,000,000.00	2024	1	19

49,473,600.00	59,139,179.50	-16.34%

1

2

1



2023 12 31 10,047,588.55

1,300,000.00
10,724,589.07
1
3,329,724.70
3,606,348.22
3,471.91
118,609.93
677,000.52
4,925.22
3
4
5

2020 36,995 33,855.38 545.73 32,782.92 0 22,926.93 67.72% 1,072.46

645,817.53 6 0

2023 12 31
216,356.56

7 “ ”
8 “ ”
25,309.50

8,017,771.6

X 0P1PM X

3 3 2

2021 40,000 39,270.25 1,864.72 14,3

2

9848-21.00 \$ 45


2020

[2020]132

A

1,750

2.	0	22,926.93	0	23,532.16	102.64%	2022	09	2	2
3.	2,614.96	2,614.96	11.8	1,854.73	70.93%	2023	04	--	--
4.									



2	“	2022 10 10	”	2022 10 26	2022	2022 10 27
	“	”2022	”	“	4000	
1			2020			“
			”			“
			”	“		”
2			2022			“
			”	“	4000	
1	“		”	“		”
	“		”	“		”
2			2022			“
			”	“	4000	
1		2020 2 7			14,086,412.42 ()	

42.2 0002



5,000,000.00

	1		“		”
	3		2020 9 21	2020	”
(2	2022 10 8	2022 10 26	2022	”
		4000	“	”	
)		4000	“	”	

”

” 2022 年 9

d

1

2

3

“

”

“

”

“

”

“

”

2019

46

60%-80%

Corporation

Weir Group KSB Metso

70%



2023 03
21

2023 06 09						2023 6 9
2023 08 05					2023	2023 8 5
2023 08 08					2023	2023 8 10
2023 08 09					2023	2023 8 10
2023 08 10					2023	2023 8 10
2023 08 10	“ ” http://irm.cninfo.com.cn				EPC	2023 8 10
2023 10 25				()	2023	2023 10 25
2023 10 30						2023 10 30
2023 12 01						2023 12 1

"


"

"


"




2 ---



2022	55.75%	2023 03 20	2023 03 20	2023 3 20 www.cninfo.com.cn	2022 2023-030		
2023	54.78%	2023 04 28	2023 04 28	2023 4 28 www.cninfo.com.cn	2023 2023-057		
2023	55.68%	2023 06 21	2023 06 21	2023 6 21 www.cninfo.com.cn	2023 2023-068		
2023	55.31%	2023 08 03	2023 08 03	2023 8 3 www.cninfo.com.cn	2023 2023-079		
2023	54.54%	2023 12 27	2023 12 27	2023 12 27 www.cninfo.com.cn A	2023 2023-129		



	66	2011 18	04 03	2026 20	03	37,357,000	0	0	18,678,500	56,035,500	2022	18,678,500	
+a			SP			0	0	0	0	0	2022		
	55	2011 18	03	2026 20	03	382,500	0	142,400	191,250	431,350	2022	191,250	2023
										0		142,400	0
	39	2020 06	05	2026 20	03	0	0	0	0	0			0
	60	2015 25	01	2023 20	03	0	0	0	0	0			0
	54	2014 18	04	2023 20	03	0	0	0	0	0			0
	62	2020 06	05	2026 20	03	0	0	0	0	0			0
	55	2021 26	05	2026 20	03	0	0	0	0	0			0
	51	2023 20	03	2026 20	03	0	0	0	0	0			0



		56			2020 05 06	2026 03 20	0	0	0	0	0	0
		39			2016 01 05	2026 03 20	0	0	0	0	0	0
		43			2022 05 18	2026 03 20	0	0	0	0	0	0
		44			2023 03 20	2026 03 20	0	0	0	0	0	0
		46			2022 01 10	2026 03 20	0	0	0	0	0	0

			2023 03 20	2023
			2023 03 20	2023
			2023 03 20	2023
			2023 03 20	2023
			2023 03 20	
			2023 03 20	2023
			2024 1 5	

1958 7

2001 9 2010 12

2001 7

2005

2011 4

2011 4

1969 6

1993 7

2001 11

2001 11

2008 7

2011 5

2008 7 2011 4

2011 4

2022 4

1985 9

2009 7 2011 7

2011 7 2015 5

2002 3 2003 4

1985 1 2007 6 2013 10
 2016 1 2013 10 2015 12
 1980 2 , , ,1998 2002
 2007 2016 5 2016 6 2022
 5 2022 5 2024 1
 1980 7 2001 3 2004 3
 2004 3 2008 2 2008 3 2012
 2 2013 3 2021 1 2021
 2021 1
 1978 4 (CIA)
 2001 7 2015 8
 2015 9 2017
 8 2017 9 2018 2
 2018 11 2021 12 2022 1

	2001	07	
	01		
	2011	05	
	01		
	2022	04	
	01		
	2020	11	
	17		
	2017	05	2023 05
	12		19
	2003	05	
	01		
	2021	07	2024 07
	17		16
	2020	12	2023 12
	31		31
	2021	07	2024 01
	01		08
	2013	05	
	01		



2021 09
08

2020 05
01

“ 2022 05
25

”

		56			56.57	
		39			56.61	
		43			61.7	
		44			46.5	
		46			56.18	

--	--	--	--	--	--	--

2023 02 27

2023 03 20

0 3

2023 2 28

(www.cninfo.com.cn)
2023-006


	12	9	3	0	0		5
	12	9	3	0	0		5
	12	11	1	0	0		5
	12	1	11	0	0		5
	12	1	11	0	0		5
	11	1	10	0	0		5



			1	2022		2
		2022			3	2022
2023	02	4	2022		6	5
27						2022
			2023			7
				8	2022	2023
4						
2023	04			2023		
2023	08		1	2023		2
03			2023			
2023	10		<2023		>	
24						
2023	02			2022		
27						
				022		
2						
2023	04					
26						

055

c



			2023 04 11	1	2			
--	--	--	---------------	---	---	--	--	--

602

232

834

834

11

459


127

96

2

10		4
10		1.8
10		0
		105,013,193
		18,783,682.74
		0.00
		18,783,682.74
		100.00%
		20
2024	3 28	2023
	105,013,193	10 1.8
	18,783,682.74	10 4 41,082,118
	146,095,311	2023
2023		

2023



2024 03 29

<http://www.cninfo.com.cn>

100.00%

	100.00%	
	2% 5% 2% 5%	
	0	
	0	
	0	
	0	

1

2

i ~

a "



4

1000

50%

2%

5

“ ”

5

6

7

C

”

			5 6	20			
			1 2 3 4 5 6	12 6 7 12 20	18 12	25%	2020 02 12 2023 11 6
			1 2 3				2020 02 12 2025 2 11
			1 2 3		10%		2020 02 12

1 a "

- 1
- 2
- 3
- 4
- 5
- 6
- 7

			3 4 5 6 7			
			1 2 3		2021 04 12	2027 10 28
					2020 02 12	
			1 2 3		2020 02 12	
			1 2022 9 2022 2 2		2021 06 28	

1 “

1

5

Ä

9 < Š

i

ê

2

30

H!Q co#P y 2 4 7 #R” 0 1 4 < E 2 6 1 0 7 0 9 1 0 0 • ce Ä-(6 3 Ä

8 â 65 XAñh Ô?ôp %1 0 Ñö

”2

“

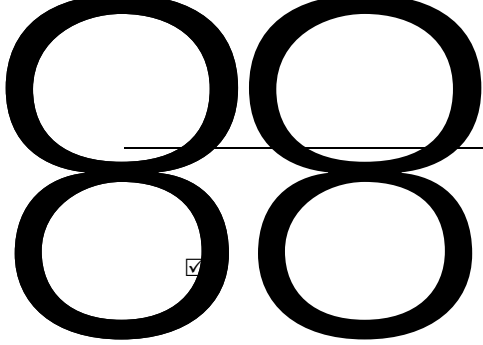
		“ 1 2 3 4 5 6 ”	2023 03 20		
		“ 1 2 3 4 5 6 ”	2022 05 18		
		“ 1 2 3 4 5 6 ”	2022 01 10		
		“ 1 2	2021 05 26		

			3 4 5 6	”			
	:	:	“ 1 2 3 4 5 6	”	2020 05 06		
			“ 1 2 3 4 5 6	”	2020 02 12		
			1 2 3		2020 02 12		2023 3

	:		1	2020	
	:		2	05	06
			3		
			1	2021	
			2	05	06
			3		
			1	2022	
			2	01	10
			3		
			1	2022	
			2	05	18
			3		
			1	2023	
			2	03	20
			3		

"

"



2023

2023 4 26

2023 8 3

2023


2023

A

2023 9 8

2

50



1 2023 8 3

NAIPU MINING MACHINERY ZAMB

	38,122,000	54.46%	14,295,749	-9,960,812	4,334,937	42,456,937.00	40.43%
1							
2							
3	38,122,000	54.46%	14,295,749	-9,960,812	4,334,937	42,456,937.00	40.43%
4	38,122,000	54.46%	14,295,749	-9,960,812	4,334,937	42,456,937.00	40.43%
	31,879,539	45.54%	20,707,359	9,969,238	30,676,597	62,556,136.00	59.57%
1	31,879,539	45.54%	20,707,359	9,969,238	30,676,597	62,556,136.00	59.57%
2							
3							
4							

1 " [2021]2847 "

2021 10 29 400 100 40,000.00

2022 5 5 2027 10 28 "

" 2,650 8,426

2 2023 2 27

2023 3 20 2022 2022


10 5 35,003,108

“ ” “

”



“ ” “ ” “ ”



53.36% 56,035,500 18,678,500 42,026,625 14,008,875 9,255,000

5.71% 6,000,000 2,000,000 0 0 0

2022 1.29% 1,350,140 -149,920 0 0 0

1.14% 1,200,000 400,000 0 0 0

1.03% 1,077,754 1,077,754 0 0 0

6


1.00% 1,047,150 1,047,150 0 0 0

0.94% 987,400 987,400 0 0 0

0.88% 925,000 032,

0.86% 904,500 301,500 0 0 0


0.81% 846,050 846,050 0 0 0



2022




O



6

0	0.00%	1,077,754.00	1.03%
0	0.00%	1,047,150.00	1.00%
0	0.00%	987,400.00	0.94%



È


m

2022 2023 2024 2025 2026 2027 2028 2029 2030 2031 2032 2033 2034 2035 2036 2037 2038 2039 2040 2041 2042 2043 2044 2045 2046 2047 2048 2049 2050 2051 2052 2053 2054 2055 2056 2057 2058 2059 2060 2061 2062 2063 2064 2065 2066 2067 2068 2069 2070 2071 2072 2073 2074 2075 2076 2077 2078 2079 2080 2081 2082 2083 2084 2085 2086 2087 2088 2089 2090 2091 2092 2093 2094 2095 2096 2097 2098 2099 2100

2022 2023 2024 2025 2026 2027 2028 2029 2030 2031 2032 2033 2034 2035 2036 2037 2038 2039 2040 2041 2042 2043 2044 2045 2046 2047 2048 2049 2050 2051 2052 2053 2054 2055 2056 2057 2058 2059 2060 2061 2062 2063 2064 2065 2066 2067 2068 2069 2070 2071 2072 2073 2074 2075 2076 2077 2078 2079 2080 2081 2082 2083 2084 2085 2086 2087 2088 2089 2090 2091 2092 2093 2094 2095 2096 2097 2098 2099 2100

1	336,227	33,622,700.00	8.41%
2	307,494	30,749,400.00	7.69%
3			

	2.229035	2.522756	-115,5
--	----------	----------	--------





1

2

3

4

5

6

7

3.

1.

	-	4.	2023	12	31
16,471.98	6.90%				1,103.23

2

1

2

3

4

5

6

7

2023 12 31

2023

1.

2

3.

4.

5.

6.

š. **so h w o r**


	6,860,533.38	8,575,638.83
	74,237,554.10	54,767,064.37
	366,482.57	366,482.57
	2,527,616.35	3,974,380.77
	22,146,768.84	13,116,327.84
	41,822,863.86	15,453,396.67
	1,014,683,173.29	923,226,017.39
	2,387,216,977.75	2,091,439,939.42
	35,000,000.00	50,000,000.00
	144,665,657.58	67,141,894.19
	156,001,129.12	219,467,433.29
	0.00	0.00
	215,509,643.38	74,579,315.44
	9,018,648.89	5,546,016.91
	14,509,058.89	4,015,019.54
	12,035,176.53	7,326,712.82
	16,049,968.61	32,823,473.97
	12,963,220.59	2,170,726.69
	615,752,503.59	463,070,592.85
	45,850,000.00	
	330,307,214.10	304,347,628.35



4, , , ,

	3,512,585.59	4,997,367.71
	17,750,774.35	20,047,671.59
	27,303,334.77	29,621,192.62
	424,723,908.81	359,013,860.27
	1,020,176,200.99	804,861,488.46
	105,013,073.00	70,001,539.00
	99,788,781.10	99,854,944.61
	312,120,682.15	322,876,732.60
	4,500,180.00	
		-184,825.53
	331,953.94	
	90,045,711.43	82,779,827.77
	759,046,420.28	721,655,953.75
	1,361,846,441.90	1,296,984,172.20
	2,382,022,642.89	2,101,845,660.66

	2023	2022
	937,758,505.44	748,526,118.81
	937,758,505.44	748,526,118.81
	835,441,820.90	690,571,775.08
	595,863,936.14	503,103,229.91
	7,226,891.98	7,865,563.63
	66,536,207.21	49,661,578.71



130,762,691.03	85,987,598.01
34,874,020.32	28,187,368.61
178,074.22	15,766,436.21
31,578,346.47	28,520,010.47
17,157,557.47	3,286,057.26
13,224,062.41	11,950,554.93
" "	
2,880,400.06	3,930,245.29
-365,479.16	-973,534.54

5.		
	-166,516.28	2,353,059.42
1.		
2.		
3.		
4.		
5.		
	-166,516.28	2,353,059.42
7.		
	154,626.39	-766,002.18
	83,546,746.81	136,857,388.31
	79,906,263.29	136,677,009.44
	3,640,483.52	180,378.87
	0.7725	1.3002
	0.7725	1.3002
	0.00	0.00

2023

2022

.450.02

" - "	-5,376,945.53	-6,924,758.16
" - "	-13,494,495.23	-5,054,338.27
" - "	-4,264.95	89,419,216.36
" "	88,665,370.48	162,456,299.17
	460,097.68	225,732.95
	1,572,804.66	38,694.00
" "	87,552,663.50	162,643,338.12
	14,893,826.91	21,935,842.79
" "	72,658,836.59	140,707,495.33
" "	72,658,836.59	140,707,495.33
" "		
	184,825.53	42,999.11
1.		
2.		
3.		
4.		
5.		
	184,825.53	42,999.11
1.		
2.		
3.		
4.		
5.		
6.	184,825.53	42,999.11
7.		
	72,843,662.12	140,750,494.44


	2023	2022
	1,032,761,953.65	669,186,164.04



5,505,213.26
127,435,019.36

4,867,077.24
41,371,536.14

	268,426,836.72	342,619,522.71
	422,014,247.76	268,426,836.72



3					23,986,854.90								23,986,854.90		23,986,854.90
4															
									7,265,883.66		-35,268,370.06		-28,002,486.40	-475,590.38	-28,478,076.78
1									7,265,883.66		-7,265,883.66				
2											-28,002,486.40		-28,002,486.40	-475,590.38	-28,478,076.78
3															
4															
	35,003,108.00				-35,003,108.00										
1	35,003,108.00				-35,003,108.00										
2															
3															
4															
5															
6															
									1,025,656.11				1,025,656.11		1,025,656.11
1									3,718,744.93				3,718,744.93		3,718,744.93

2								-2,693,088.82						-2,693,088.82		-2,693,088.82
				422,283.77	4,500,180.00									-4,077,896.23	-422,283.77	-4,500,180.00
	105,013.073.00		99,788,781.10	311,473,413.90	4,500,180.00	1,142,526.06	1,025,656.11	90,045,711.43		728,554,896.28		1,332,543,877.88	11,551,795.25	1,344,095,673.13		



70,000,000.00 ~~1,142,526.06~~ 353,163,242.19 45,676,216.42 -1,044,017.08 68,713,441.65 563,575,346.71 1,108,601,247.70

8

~~1,142,526.06~~ ~~353,163,242.19~~ ~~45,676,216.42~~ ~~-1,044,017.08~~ ~~68,713,441.65~~ ~~563,575,346.71~~ ~~1,108,601,247.70~~

1		
2	1,539.00	-14,506. 04

1										
2			-1,069,552.02					-1,069,552.02	1,003,817.22	-65,734.80
	70,001,539.00	99,854,944.61	321,807,180.58	1,309,042.34	82,786,132.78	683,830,949.45				

2	8,426.00			-66,163.51	260,202.65							202,465.14
3					23,986,854.90							23,986,854.90
4												
									7,265,883.66	-35,268,370.06		-28,002,486.40
1									7,265,883.66	-7,265,883.66		
2										-28,002,486.40		-28,002,486.40
3												
	35,003,108.00				-35,003,108.00							
1	35,003,108.00				-35,003,108.00							
2												
3												
4												
5												
6												
									331,953.94			331,953.94
1									2,926,310.49			2,926,310.49
2									-2,594,356.55			-2,594,356.55
								4,500,180.00				-4,500,180.00
	105,013,073.00			99,788,781.10	312,120,682.15	4,500,180.00		331,953.94	90,045,711.43	759,046,420.28		1,361,846,441.90



1									14,072,691.13	-14,072,691.13		
2												
3												
1												
2												
3												
4												
5												
6												
1												
2												
	70,001,539.00			99,854,944.61	322,876,732.60			-184,825.53	82,786,132.78	721,712,698.86		1,297,047,222.32

4 25

()

2011

12

1 1 12 31

12



	500				
	500				
	500				
	2000				
			30%	500	
	1		10%	500	
			30%	500	
	1	/	/	10%	500

	5000	5%	1%
		10%	5000
		5%	5000
		10%	
		5%	10%
	10%	10%	

1.

1

2

3

4

2

3

4.

1.

1

2

3

4

5

6

2

3.

3

4

1.

1

2

3

2.

1

2

3

4

5

8 ---

8 ---

1.

1

2

2

3

4

5

1

2

1

1

2

2 d —



@H = 1Et

d i x? W A • ê ½CQ , ' d 6

\FE0,e í

í

í

6.

3

4

5

2

1

2

3

4

5

6

3

I

2

6.

1		5.00

6.

1		5.00
1-2		10.00
2-3		15.00
3-4		30.00
4-5		60.00

5	100.00

6.

		12

--	--	--

1

5.00

1-2

9

2

100'00

1.

1

2

3

1

2

3

2

3.

1.

1

2

2

1

2

C c q , b

2023

3.

1

—

22 —

ss

■ ■

i

141

€

.

1
2
3
4

1

22 --

2

1

V

1

1

2

2



20

5%

4.75%

10

5%

2
3
2

3.

3

4.

1

1

	5	
	50 15	
	10	

2

2

1

2

3

4

5

1.

1

2

	3	

1

2

1

2

3

2
1
5

1.

1

2

3

2 8 < 40 1 Ct

3

4.



3

1

2

1

12

2

1

1

2

3

4

5

1

2

3

2

1

2

3

4

5

1

2

3 2023

16

2022 12 13

16

2022 31

"

16 "

16 "

" 2023 1 1

16

2022 1 1

16

16



6,282,309.10

54,5/6 n



	85,059,686.68	48,716,464.43
	85,059,686.68	45,000,000.00
		3,716,464.43

1

	18,079,263.03	16,507,638.26
	6,227,822.75	1,343,111.14

2

	24,634,865.93	100.00%	327,780.15	1.33%	24,307,085.78	17,921,439.46	100.00%	70,690.06	0.39%	17,850,749.40
	18,079,263.03	73.39%			18,079,263.03	16,507,638.26	92.11%			16,507,638.26





₹880

1,427,100.00	0.81%	1,427,100.00	100.00%	1,427,100.00	1.32%	1,427,100.00	100.00%	0.00
174,325,031.28	99.19%	9,605,2/						

5	429,427.31	429,427.31	100.00%

1

1

	5,203,158.67	4,627,653.03
	726,491.02	854,799.06
	1,304,542.89	
	781,646.77	
	346,382.18	268,484.97

2

1 1	5,771,010.95	3,811,583.51
1 2	1,265,598.95	1,440,482.64
2 3	898,155.83	315,376.85
3	427,455.80	183,494.06
3 4	276,176.60	67,980.00
4 5	67,880.00	60,373.62
5	83,399.20	55,140.44

3




	254,861.25	3.05%	254,861.25	100.00%						

4-5	67,880.00	40,728.00	60.00%
5	83,399.20	83,399.20	100.00%

2023	1	1	493,692.61	493,692.61
2023	1	1		
—			-33,848.52	33,848.52
			388,532.83	221,012.73
			-160,013.86	-160,013.86
			1,113.91	1,113.91
2023	12	31	689,476.97	254,861.25
				944,338.22

1



68,27

	29,812.00	29,812.00
	377,712.47	930,435.80
	788,735.58	390,012.12
	511,825.79	539,252.27
	2,472,577.97	387,999.75
	37,447,007.00	38,293,944.40
		85,000,000.00

8, 500

	697,147,184.86	725,347,243.07

1

3'	e'038'0		I'T	••e ^ bX Dâ ð †n:œDânn'		
1.	546,201,365.54	173,999,343.93	16,332,741.45	23,473,119.80	58,515,434.79	818,522,005.51
2.	3,528,550.81	21,109,195.88	3,189,216.71	2,354,125.39	20,043,371.21	50,224,460.00
1		9,903,972.27	3,060,269.96	1,140,748.43	18,905,290.21	33,010,280.87
2	2,971,853.53	11,017,557.95		1,202,230.45	1,071,193.21	16,262,835.14
3						
4	556,697.27	187,665.66	128,946.75	11,146.51	66,887.79	951,343.98
5	0.01					0.01
3.	6,038.83	103,557.71	1,506,166.20	17,427.63	13,713.53	1,646,903.90



~~ASB~~ 66

1		82,360.77	1,430,857.89	17,427.63	9,665.52	1,540,311.81
4.	45,038,589.52	59,913,748.07	11,995,309.68	15,335,884.48	23,747,255.35	156,030,784.10
1.						
2.	13,921,592.65					13,921,592.65
1	13,921,592.65					13,921,592.65
3.						
1						
4.						
1.	490,763,695.35	135,091,237.03	6,020,482.28	10,473,933.08	54,797,837.12	697,147,184.86
2.	527,328,090.29	131,017,104.14	4,895,773.31	14,759,295.25	47,346,980.08	725,347,243.07

2

3

4

	69,607,963.26	
	1,685,868.39	
	880,564.26	

5


	69,607,963.26	55,686,370.61	13,921,592.65			

6

	126,561,168.19	57,814,179.97
	6,847,872.47	5,916,326.23

1

	75,847,167.70	75,847,167.70	33,476,288.17	33,476,288.17
	25,130,311.97	25,130,311.97	21,629,674.14	21,629,674.14
	2,091,498.06	2,091,498.06	2,091,498.06	2,091,498.06
	211,395.48	211,395.48	211,395.48	211,395.48
	18,573,535.36	18,573,535.36		
	3,617,423.91	3,617,423.91	405,324.12	405,324.12
	1,013,287.88	1,013,287.88		
WMS	76,547.83	76,547.83		



80,000,000.00	33,476,288.17	43,007,165.93	636,286.40	75,847,167.70	95.60%	99%
386,892,200.00	21,629,674.14	16,459,360.97	12,958,723.14	25,130,311.97	142.18%	98%
4,200,000.00	2,091,498.06			2,091,498.06	49.80%	95%
290,000,000.00	211,395.48			211,395.48	0.07%	10%
		18,573,535.36		18,573,535.36		
	405,324.12	3,212,099.79		3,617,423.91		

338360.79

3

4

5

	6,847,872.47		6,847,872.47	5,916,326.23		5,916,326.23

1

1. c

3.	1,877,505.08	1,877,505.08
1	1,877,505.08	1,877,505.08
4.	2,911,661.78	2,911,661.78
1.		
2.		
1		
3.		
1		
4.		
1.	6,860,533.38	6,860,533.38
2.	8,575,638.83	8,575,638.83

2

Γ. Ο [Μ. , ΣΑΘΜΛΛν Β. , ΕΥΑΕΥΟ ΝΙΟΘΕ• ©

1

,

3

1

	366,482.57					366,482.57

2

3

4

5

	3,261,424.53		1,087,141.51		2,174,283.02
	706,666.72		353,333.39		353,333.33
	6,289.52		6,289.52		

1

	26,360,981.25	4,514,670.57	13,755,457.44	2,404,470.70
	20,151,400.94	3,274,709.97	21,895,512.88	3,554,939.13
	7,603,883.73	2,295,105.72	4,626,185.98	1,387,855.79
	3,497,792.23	349,779.22	2,607,257.11	260,725.71
	17,750,774.35	2,662,616.15	20,047,671.59	3,007,150.74
	19,638,461.08	2,439,423.89	7,832,368.09	1,174,855.21
	36,465,862.47	5,469,879.37		EB*
	6,561,286.06	1,140,583.95	8,060,434.37	1,326,330.56 ...}

2



			155,949.48	23,392.42
111,991,976.57	17,260,381.51	99,224,906.87	14,883,736.03	
69,369,685.93	10,405,452.89	95,594,271.65	14,339,140.75	
6,860,533.38	1,187,491.40	8,575,638.83	1,413,098.25	
762,557.80	95,319.73			

		22,146,768.84		13,116,327.84
		28,949,495.13		30,661,598.28

4

		43,695,267.62	358,761.01
		479,358.04	42,432,931.63

5

2023			5,737,319.91
2024	9,312,407.40		9,312,407.40
2025	10,166,942.56		8,052,330.09
2026	6,138,798.44		6,138,798.44
2027	8,114,800.73		7,723,211.02
2028	9,962,318.49		5,468,864.77

1,000.00

2

	144,665,657.58	67,141,894.19

0.00

1

	115,304,841.74	129,400,862.76
	21,064,307.37	54,428,213.42
	8,141,103.78	12,483,670.03
	4,986,660.05	8,723,634.18
	6,504,216.18	14,431,052.90

2

1

--	--	--

	7,474,938.67	

	12,035,176.53	7,326,712.82

1

2

3

1

	6,046,492.35	5,940,716.67
	4,500,180.00	
	1,488,504.18	1,385,996.15

2

1

Khishigbat	6,046,492.35	

3

1	213,389,326.63	72,911,101.31
1 2	1,107,927.40	689,043.58
2 3	57,643.58	64,247.79
3	954,745.77	914,922.76

EPC	143,351,727.96	
	47,133,198.00	50%

1

	5,515,573.22	122,948,131.77	119,484,419.91	8,979,285.08
-	30,443.69	6,474,613.65	6,465,693.53	39,363.81
		1,133,632.07	1,133,632.07	

2

1



3

48,081.66

44,198.39

1,877.39

2,005.88

1,407

3,118,441.29

2,522,166.26

308,606.59

270,597.05

1,724,497.99

3,118,641.29

2,536,303.13

309,740.78

30,854.72

30,854.72

30,854.72

Q

	8,603.69	94,582.84

	14,000,000.00	30,000,000.00
	2,049,968.61	2,823,473.97

	1,461,470.19	2,170,726.69
	10,571,242.80	
	930,507.60	

1

	45,850,000.00	

45,850,000.00

1

	330,307,214.10	304,347,628.35

123127	399,676,900.00	2021 29	10 6	400,000,000 .00	304,347,628.35	2,731,213. 88	
--------	----------------	------------	---------	--------------------	----------------	------------------	--


			32'003'108'00	8'450'00	32'011'234'00	102'013'013'00
2						

>

4

			4,511,317.45		5,236,960.40

>



Dep

01,622

2

8,426

8,426.00



1

2021 9 1

[2021]2847

40,000

A

0057
205,209,057.34

1	—	19,108,173.42		
1		123127	265,000.00	(2,650)
	8,426	—	260,202.65	
2			—	17,592,703.68
	—	17,592,703.68		
3				
	100%	51%		—
	422,283.77			
4				—
	832,983.32			
2	—	35,003,108.00		
—	35,003,108.00			
3	—	23,153,871.58		
1	2022			—
	22,647,526.30			
2				
			—	506,345.28
4	—	17,592,703.68		
	—	17,592,703.68	—	

TABLE OF CONTENTS

12	31	4,500,180.00
		.00

131,815,891.16	97,214,611.78	131,815,891.16	97,214,611.78
730,362,312.76	443,789,651.34	730,362,312.76	443,789,651.34
27,825,310.26	25,295,270.97	27,825,310.26	25,295,270.97

522,30,272,35,

	676,348.45	1,567,180.36
	403,039.51	939,395.52
	3,689,549.58	2,529,749.34
	1,338,128.82	1,457,550.70
	18,616.19	20,216.78
	819,514.96	633,037.62
	268,692.98	626,263.65
	12,612.00	12,612.00
	389.49	79,557.66

	42,650,255.21	31,814,430.91
	9,220,379.09	6,892,876.55
	755,664.76	130,186.44
	146,544.69	26,811.12
	o	

	200,000.00	200,000.00
	4,409,858.26	2,673,626.83



-365,479.16

-973,534.54

70,264.80



	101,243,828.16
/	15,186,574.20
	-1,964,997.69
	1,136,961.84
	54,821.87
	4,040,010.86
	-813,432.35
	2,766,128.16
	-2,720,875.43
	17,685,191.46

1

	10,899,807.37	10,001,315.21
	1,103,260.09	18,312,391.42
	17,157,557.47	3,278,752.27
	10,458,376.52	10,918,711.43

45,390,406.77

25,050,618.43

45,202,870.44

38,403,763.29

942,896

	1,686,891.01	196,748.27
	20,883,783.16	1,237,587.57
	6,642,380.98	40,090,821.78

2

3

		39,469.60
		7,500,300.00

	3,094,723.62	3,000,458.33
	2,398,414.80	1,599,804.07
	11,479.52	
		65,734.80
	595.32	201,080.04

	80,000,000.00	105,513,357.77		90,663,357.77		94,850,000.00
	8,060,434.37	1,855,923.23	188,270.69	2,904,580.03	638,762.20	6,561,286.06

1

1		
	83, 558, 636. 70	135, 270, 331. 07
	16, 649, 734. 08	6, 340, 660. 06
	64, 090, 371. 69	44, 318, 285. 68
	2, 774, 569. 58	2, 569, 190. 14
	1, 331, 717. 79	1, 554, 723. 30
	1, 446, 764. 42	485, 354. 84
" "	6, 379. 98	- 89, 305, 998. 45
" "	485. 00	605. 14
" "	- 647, 383. 84	
" "	24, 435, 412. 23	16, 913, 199. 71
" "	- 3, 061, 161. 24	- 3, 930, 245. 29
" "	- 9, 030, 441. 00	- 6, 469, 305. 48
" "	- 1, 712, 103. 15	6, 495, 058. 16
" "	- 9, 447, 034. 53	- 41, 144, 364. 46
" "	18, 699, 436. 81	- 105, 907, 260. 65
" "	75, 778, 454. 26	160, 406, 391. 91
	39, 491, 737. 15	339, 453. 37
	304, 365, 575. 93	127, 936, 079. 05
2		
	264, 524. 60	40, 016. 13

3	1, 750, 650. 76	9, 864, 708. 75
---	-----------------	-----------------

			516,224,930.35
	67,954,725.19	7.0827	481,302,932.10
	531,980.85	7.8592	4,180,943.89
	661,938.56	0.4181	276,788.00
	83,178.62	4.8484	403,283.23
	107,541.17	5.3772	578,270.37
	9,840,534,949.52	0.0021	20,421,979.30
	55,892.78	1.9180	107,202.43
	1,104,829,479.66	0.0080	8,839,709.18
	206,762.66	0.3233	66,837.74
	1,612,657.45	0.0291	46,984.11
			70,198,916.84
	7,203,305.59	7.0827	51,018,852.50
	1,968,949,091.57	0.0021	4,086,143.47
	180,675,757.00	0.0835	15,093,920.87


2


1

2

3

	13,945,209.08	13,322,760.88
	2,677,141.51	1,993,349.05
	13,574,878.66	9,463,884.00
	2,634,072.35	1,490,954.01
	617,968.66	556,505.32
	591,847.80	1,019,847.79
	832,902.26	340,067.56
	34,874,020.32	28,187,368.61
	34,874,020.32	28,187,368.61





49%

2

/	
--	
--	
/	
/	-422,283.77
	422,283.77
	422,283.77

1

2

3

4

		539,369.24
--	58,509.47	42,999.11
--	58,509.47	42,999.11
	36,165,128.67	37,355,607.83

--						-365,479.16	-973,534.54

Йа

		ё					
	20,047,671.59			2,296,897.24		17,750,774.35	

	13,196,704.61	11,943,012.25

2023 12 31

97,800

29,775

2023 12 31

		35,000,000.00		35,000,000.00
		144,665,657.58		144,665,657.58
		156,001,129.12		156,001,129.12
		12,035,176.53		12,035,176.53
		2,049,968.61	4,511,317.45	6,561,286.06
		14,000,000.00	45,850,000.00	59,850,000.00
			330,307,214.10	330,307,214.10
		363,751,931.84	380,668,531.55	744,420,463.39

:

		50,000,000.00		50,000,000.00
		67,141,894.19		67,141,894.19
		219,467,433.29		219,467,433.29
		7,326,712.82		7,326,712.82
		2,823,473.97	5,236,960.40	8,060,434.37
		30,000,000.00		30,000,000.00
			304,347,628.35	304,347,628.35
		376,759,514.27	309,584,588.75	686,344,103.02

3.

1

1

2 2023 12 31

	481,302,932.10	20,421,979.30	578,270.37	8,839,709.18	5,082,039.40	516,224,930.35
	51,018,852.50	4,086,143.47		15,093,920.87		70,198,916.84
				10,059,686.68		10,059,686.68
	1,056,068.94	49,976.22		96,739.72	220,141.50	1,422,926.38
	533,377,853.54	24,558,098.99	578,270.37	34,090,056.45	5,302,180.90	597,906,460.25
	5,587,342.35	146,843.74		926,055.88	1,062,311.79	7,722,553.76
	6,299,012.20	186.77			40,083.62	6,339,282.59
	11,886,354.55	147,030.51		926,055.88	1,102,395.41	14,061,836.35

:

	436,376,892.69	6,707,030.45	346,399.63	3,102,047.08	585,152.17	447,117,522.02
	43,545,622.35	8,093,348.57		1,947,918.48		53,586,889.40
				3,716,464.43		3,716,464.43
	20,572.94	429,046.85		27,178.62	161,536.98	638,335.39
	479,943,087.98	15,229,425.87	346,399.63	8,793,608.61	746,689.15	505,059,211.24
	39,923,999.44	265,958.03		67,677.47	998,905.97	41,256,540.91
	6,121,978.67	4,552.47		6,702.73	123,896.87	6,257,130.74
	46,045,978.11	270,510.50		74,380.20	1,122,802.84	47,513,671.65

3

2023 12 31

		69,239,068.35	-180,761.18

3

	--	--	--	--
	10,059,686.68		75,000,000.00	85,059,686.68
1.	10,059,686.68		75,000,000.00	85,059,686.68
4	10,059,686.68		75,000,000.00	85,059,686.68
	--	--	--	--

1

2

3

4

					900,036.00	17,592,703.68		

--	--	--	--	--	--	--	--	--

B C O

H

B.S«


B

	22,647,526.30	

2023 1 25

"

10	1.80
10	4

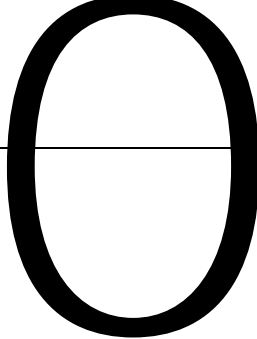


2

1

2

10%



10%

	1,427,100.00	0.56%	1,427,100.00	100.00%		1,427,100.00	0.78%	1,427,100.00	100.00%	
	253,944,653.68	99.44%	13,430,004.49	5.29%	240,514,649.19	181,513,171.14	99.22%	9,747,168.68	5.37%	171,766,002.46
	107,705,111.35	42.18%	6,118,027.37	5.68%	101,540,956.05	83,555,585.59	45.67%	4,849,289.40	5.80%	78,706,296.19
	146,239,542.33	57.27%	7,311,977.12	5.00%	138,927,565.21	97,957,585.55	53.55%	4,897,879.28	5.00%	70,581,915.69

1427100

--	--	--

	1,150,988.00	1,150,988.00	1,150,988.00	1,150,988.00	100.00%	
	51,200.00	51,200.00	51,200.00	51,200.00	100.00%	
	224,912.00	224,912.00	224,912.00	224,912.00	100.00%	

6118027.37

1	105,604,437.72	5,280,221.89	5.00%
1-2	945,186.78	94,518.68	10.00%
2-3	204,023.00	30,603.45	15.00%
3-4			30.00%
4-5	596,951.24	358,170.74	60.00%
5	354,512.61	354,512.61	100.00%

7311977.12

	146,239,542.33	7,311,977.12	5.00%

3

1,427,100.00

1,427,100.00

9,747,168.68

6,225,345.32

2,539,882.51

2,627.6,.7.

4

5

	41,183,322.30		41,183,322.30	16.05%	2,059,166.12
	31,426,329.52		31,426,329.52	12.25%	1,571,316.48
	29,123,857.43		29,123,857.43	11.35%	1,456,192.87
	17,832,479.89		17,832,479.89	6.95%	891,623.99
FUNDICION TALLERES LIMITADA	15,667,214.14		15,667,214.14	6.11%	783,360.71


	317,415,969.43	291,591,579.79

1

1

	4,509,584.18	3,728,048.87
	664,209.19	851,121.38
	781,646.77	
	328,226,137.50	302,318,967.84
	221,710.71	199,842.61

1	1	42,244,679.02	116,930,390.27
1	2	113,986,280.19	88,346,639.18
2	3	79,856,160.41	26,594,866.80
3		98,316,168.73	75,226,084.45
3	4	26,109,593.25	44,936,970.81
4	5	44,772,775.51	22,147,140.89
5		27,433,799.97	8,141,972.75



			-296,896.08	-296,896.08
2023 12 31			16,987,318.92	16,987,318.92

	339,586.47						339,586.47	
	573,360.00		4,469,874.00				5,043,234.00	
	615,720.00						615,720.00	
	593,884.80						593,884.80	
	14,143,520.00						14,143,520.00	
	73,936,700.00		43,233,600.00				117,170,300.00	
	6,829,120.20						6,829,120.20	
	604,359.00						604,359.00	
	1,000,000.00						1,000,000.00	
	36,000,000.00						36,000,000.00	
	260,000.00		690,000.00				950,000.00	
	452.28						452.28	
	323,525.00						323,525.00	
	3,774,539.45						3,774,539.45	
	7,176,900.00						7,176,900.00	
	450,000.00		550,000.00				1,000,000.00	

3

	898,817,348.37	608,853,392.98					898,817,348.37	608,853,392.98
	860,051,219.60	574,870,157.26					860,051,219.60	574,870,157.26
	27,825,310.26	25,295,270.97					27,825,310.26	25,295,270.97
	10,940,818.51	8,687,964.75					10,940,818.51	8,687,964.75
	898,817,348.37	608,853,392.98					898,817,348.37	608,853,392.98
	870,992,038.11	583,558,122.01					870,992,038.11	583,558,122.01
	27,825,310.26	25,295,270.97					27,825,310.26	25,295,270.97

0.00





	63,399.82
	13,196,704.61
	4,003,759.44

